

Instructor's Manual

for

**Applied Statics and
Strength of Materials**
Sixth Edition

**George F. Limbrunner
Leonard Spiegel
Craig D'Allaird**

PEARSON

Boston Columbus Indianapolis New York San Francisco Hoboken

Amsterdam Cape Town Dubai London Madrid Milan Munich Paris Montreal Toronto

Delhi Mexico City Sao Paulo Sydney Hong Kong Seoul Singapore Taipei Tokyo



This work is protected by United States copyright laws and is provided solely for the use of instructors in teaching their courses and assessing student learning. Dissemination or sale of any part of this work (including on the World Wide Web) will destroy the integrity of the work and is not permitted. The work and materials from it should never be made available to students except by instructors using the accompanying text in their classes. All recipients of this work are expected to abide by these restrictions and to honor the intended pedagogical purposes and the needs of other instructors who rely on these materials.

Copyright © 2016 Pearson Education, Inc., publishing as Prentice Hall, Hoboken, New Jersey and Columbus, Ohio. All rights reserved. Manufactured in the United States of America. This publication is protected by Copyright, and permission should be obtained from the publisher prior to any prohibited reproduction, storage in a retrieval system, or transmission in any form or by any means, electronic, mechanical, photocopying, recording, or likewise. To obtain permission(s) to use material from this work, please submit a written request to Pearson Education, Inc., Permissions Department, 221 River Street, Hoboken, New Jersey.

Many of the designations by manufacturers and seller to distinguish their products are claimed as trademarks. Where those designations appear in this book, and the publisher was aware of a trademark claim, the designations have been printed in initial caps or all caps.

10 9 8 7 6 5 4 3 2 1

PEARSON

ISBN-13: 978-0-13-384067-4

ISBN-10: 0-13-384067-0

Table of Contents

Chapter 1	2
Chapter 2	8
Chapter 3	12
Chapter 4	25
Chapter 5	35
Chapter 6	54
Chapter 7	75
Chapter 8	84
Chapter 9	96
Chapter 10	105
Chapter 11	110
Chapter 12	124
Chapter 13	133
Chapter 14	155
Chapter 15	169
Chapter 16	189
Chapter 17	205
Chapter 18	229
Chapter 19	242
Chapter 20	248
Chapter 21	253

INSTRUCTOR'S MANUAL
FOR
APPLIED STATICS AND STRENGTH OF MATERIALS
Sixth Edition

George F. Limbrunner, P.E.
Craig T. D'Allaird, P.E.

NOTES:

1. The solutions presented herein are, in general, somewhat abbreviated to conserve space. Very little explanation is furnished. Sketches are kept to a minimum. Few checks are shown.
2. The solutions follow the procedures developed in the examples in the text.
3. The solutions are based on the limited tables furnished in the text and/or the appendices. The tables furnished are for the purposes of this text only and should not be used for design.
4. The solutions for the design problems are generally not the only solution nor are they necessarily the most economical solutions.
5. Please note that problem numbers in the solution manual are depicted with both dashes (-) and periods (.) between the chapter and problem numbers. These are interchangeable.
6. It should be noted that the previous editions of the text used lowercase *s* to denote stresses. This has changed in the 6th edition, but due to time constraints this solution manual has not been completely updated to reflect such.
7. If you find errors in this manual or in the text, please forward them to me at c.dallaird@hvcc.edu.

Craig T. D'Allaird
Troy, NY
November 2014



Prob. 1.1

$$(a) c = \sqrt{10^2 + 7^2} = 12.21 \text{ ft}$$

$$(b) b = \sqrt{20^2 - 16^2} = 12.00 \text{ m}$$

Prob. 1.2

$$(a) a = 25 \sin 48^\circ = 18.58 \text{ ft}$$

$$(b) b = \sqrt{25^2 - 18.58^2} = 16.73 \text{ ft}$$

$$(c) h = b \sin 48^\circ = 16.73 \sin 48^\circ = 12.43 \text{ ft}$$

Prob. 1.3

$$a = \sqrt{72^2 - 67.3^2} = 25.59 \text{ ft}$$

$$A = \cos^{-1}(67.3/72) = 20.8^\circ$$

$$B = \sin^{-1}(67.3/72) = 69.2^\circ$$

Prob. 1.4

$$AB = 28 \sin 70^\circ = 26.3 \text{ ft}$$

Prob. 1.5

$$c = \sqrt{10^2 + 6^2} = 11.6 \text{ ft}$$

$$\theta = \tan^{-1}(6/10) = 31.0^\circ$$

Prob. 1.6

$$AB = \sqrt{12^2 + 16^2} = 20 \text{ ft}$$

$$BC = \sqrt{12^2 + 32^2} = 34.2 \text{ ft}$$

$$A = \tan^{-1}(12/16) = 36.9^\circ$$

$$C = \tan^{-1}(12/32) = 20.6^\circ$$

Prob. 1.7

$$\theta = \sin^{-1}(5/6) = 56.4^\circ$$

$$x = \sqrt{12^2 + 10^2} = 6.63 \text{ ft}$$

Prob. 1.8

Assume all angles to be 45°

$$R_x = +2 + 3 \cos 45^\circ + 0 - 6 \sin 45^\circ = 0.1213 \text{ mi}$$

$$R_y = 0 - 3 \sin 45^\circ + 6 - 6 \sin 45^\circ = -0.364 \text{ mi.}$$

$$R = \sqrt{(-0.1213)^2 + (-0.364)^2} = 0.384 \text{ mi.}$$

Prob. 1.9

(a)

$$c^2 = 11^2 + 13^2 - 2(11)(13)\cos 80^\circ$$

$$= 15.50 \text{ ft}$$

$$\frac{\sin 80^\circ}{15.50} = \frac{\sin A}{11} = \frac{\sin B}{13}$$

$$\rightarrow A = 44.3^\circ, B = 55.7^\circ$$

(b)

$$a^2 = 78^2 + 85^2 - 2(78)(85)\cos 72^\circ$$

$$= 96.0 \text{ ft}$$

$$\frac{\sin 72^\circ}{96.0} = \frac{\sin C}{85} = \frac{\sin B}{78}$$

$$\rightarrow A = 57.4^\circ, B = 50.6^\circ$$

(c) Right Triangle Check

Check $a^2 + b^2 = c^2$

$$A = \tan^{-1}(7/24) = 16.26^\circ$$

$$B = \tan^{-1}(24/7) = 73.7^\circ$$

Prob. 1.10

$$C = 180^\circ - 55^\circ - 63^\circ = 62^\circ$$

$$\frac{a}{\sin 63^\circ} = \frac{100}{\sin 55^\circ} = \frac{c}{\sin 62^\circ}$$

$$\therefore a = \frac{\sin 63^\circ}{\sin 55^\circ} (100) = 108.8 \text{ ft}$$

$$\& c = \frac{\sin 62^\circ}{\sin 55^\circ} (100) = 107.8 \text{ ft}$$

$$\text{Perimeter} = a + b + c = 317 \text{ ft}$$

Prob. 1.11

S = wt of one shock

P = wt of one set of brake pads

$$\text{Eq1: } 8S + 10P = 101.6 \text{ lb}$$

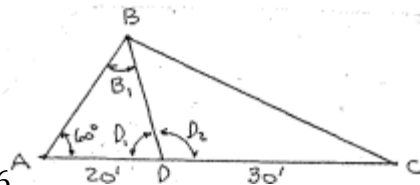
$$\text{Eq2: } 10S + 6P = 106.2 \text{ lb}$$

Multiply Eq2 by 8/10:

$$\text{Eq3: } 8S + 4.8P = 84.96 \text{ lb}$$

$$\begin{array}{r} 8S + 10P = 101.6 \text{ lb} \\ - 8S - 4.8P = -84.96 \text{ lb} \\ \hline 5.2P = 16.64 \text{ lb} \\ P = 3.20 \text{ lb} \\ \therefore S = 8.70 \text{ lb} \end{array}$$

Prob. 1.12



$$\frac{20}{\sin B_1} = \frac{26}{\sin 60^\circ} \rightarrow \therefore B_1 = 41.77^\circ$$

$$D_1 = 78.23^\circ \text{ and } D_2 = 101.77^\circ$$

$$\frac{AB}{\sin 78.23^\circ} = \frac{20}{\sin 41.77^\circ} \rightarrow \therefore AB = 29.39 \text{ ft}$$

$$BC = \sqrt{(AB)^2 + 50^2 - 2(AB)(50) \cos 60^\circ}$$

$$BC = 43.52 \text{ ft}$$

$$\frac{50}{\sin B} = \frac{43.5}{\sin 60^\circ} \rightarrow \therefore B = 84.25^\circ$$

$$C = 180^\circ - 60^\circ - 84.25^\circ = 35.75^\circ$$

Prob. 1.13

$$(a) 0.015 \text{ ton} \times 2000 \text{ lb/ton} = 30.0 \text{ lb}$$

$$(b) 30.0 \text{ lb} \times 16 \text{ oz./lb} = 480 \text{ oz.}$$

Prob. 1.14

$$(a) 5 \text{ mi} \times 5280 \text{ ft/mi} \times 1 \text{ yd}/3 \text{ ft} = 8800 \text{ yd}$$

$$(b) 5 \text{ mi} \times 5280 \text{ ft/mi} = 26,400 \text{ ft}$$

Prob. 1.15

$$60 \frac{\text{mi}}{\text{hr}} \times 5280 \frac{\text{ft}}{\text{mi}} \times \frac{1 \text{ hr}}{60 \text{ min}} \times \frac{1 \text{ min}}{60 \text{ sec}} = 88 \frac{\text{ft}}{\text{sec}}$$

Prob. 1.16

$$43,560 \frac{\text{ft}^2}{\text{acre}} \times \left(\frac{1 \text{ yd}}{3 \text{ ft}}\right)^2 \times \left(\frac{1 \text{ rod}}{5.5 \text{ yd}}\right)^2 = 160 \frac{\text{rod}^2}{\text{acre}}$$

Prob. 1.17

$$(a) \frac{125,000,000,000 \text{ gal}}{7.481 \frac{\text{gal}}{\text{ft}^3} \times 43,560 \frac{\text{ft}^2}{\text{acre}}} = 384 \times 10^3 \text{ acre} - \text{ft}$$

$$(b) \frac{125,000,000,000 \text{ gal} \times 62.4 \frac{\text{lb}}{\text{ft}^3}}{7.481 \frac{\text{gal}}{\text{ft}^3} \times 2000 \frac{\text{lb}}{\text{ton}}} = 521 \times 10^6 \text{ tons}$$

Prob. 1.18

$$(a) 27' - 7 \frac{3}{4}'' \rightarrow \frac{7.75 \text{ in.}}{12 \frac{\text{in.}}{\text{ft}}} = 0.646 \text{ ft} \rightarrow 27.65 \text{ ft}$$

(b) 1.815 ft \rightarrow in.

$$0.815 \text{ ft} \times 12 \frac{\text{in.}}{\text{ft}} = 9.78 \text{ in.}$$

$$0.815 \text{ ft} \times 12 \frac{\text{in.}}{\text{ft}} = 9.78 \text{ in.}$$

$$0.78 \text{ in.} \times 32 = 24.96$$

$$\therefore 1.815 \text{ ft} = 1' - 9 \frac{25}{32}''$$

Prob. 1.19

Volume = Area \times length

$$= \frac{\pi(2 \text{ in.})^2}{4} (0.25 \text{ mi}) \left(5280 \frac{\text{ft}}{\text{mi}}\right) \left(12 \frac{\text{in.}}{\text{ft}}\right)$$

$$= 1728 \frac{\text{in.}^3}{\text{ft}^3}$$

$$= 28.80 \text{ ft}^3$$

$$\text{Flushing Water} = 2(28.8 \text{ ft}^3)(7.481 \text{ gal/ft}^3) = 431 \text{ gal}$$

Prob. 1.20

$$2 \frac{\text{tons}}{\text{ft}^2} \times 2000 \frac{\text{lb}}{\text{ton}} = 4000 \frac{\text{lb}}{\text{ft}^2}$$

$$2 \frac{\text{tons}}{\text{ft}^2} \times 2000 \frac{\text{lb}}{\text{ton}} \times \frac{1 \text{ ft}^2}{144 \text{ in.}^2} = 27.8 \frac{\text{lb}}{\text{in.}^2}$$

Prob. 1.22

$$60.5 \text{ ft} \times 0.3048 \text{ m/ft} = 18.44 \text{ m}$$

$$90.0 \text{ ft} \times 0.3048 \text{ m/ft} = 27.4 \text{ m}$$

$$413.0 \text{ ft} \times 0.3048 \text{ m/ft} = 125.9 \text{ m}$$

Prob. 1.23

$$(a) 2212 \text{ lb} \times 0.4536 \text{ kg/lb} = 1003 \text{ kg}$$

$$(b) 87 \text{ ft}^2 \times 0.0929 \text{ m}^2/\text{ft}^2 = 8.08 \text{ m}^2$$

$$8.08 \text{ m}^2 \times 10^6 \text{ mm}^2/\text{m}^2 = 8.08 \times 10^6 \text{ mm}^2$$

(c)

$$18,460 \frac{\text{lb}}{\text{in.}^2} \times 0.006895 \frac{\text{MPa}}{\text{lb/in.}^2} = 127.3 \text{ MPa}$$

$$= 127,300 \text{ kPa}$$

Prob. 1.24

$$(a) 18.6 \text{ ft} \times 0.3048 \text{ m/ft} = 5.67 \text{ m}$$

$$5.67 \text{ m} \times 1000 \text{ mm/m} = 5670 \text{ mm}$$

$$(b) 8 \text{ ft} - 10 \text{ in.} = 106 \text{ in.}$$

$$106 \text{ in.} \times 25.4 \text{ mm/in.} = 2690 \text{ mm}$$

$$2690 \text{ mm} \times 1 \text{ m}/1000 \text{ mm} = 2.69 \text{ m}$$

$$(c) 27.5 \text{ in.} \times 25.4 \text{ mm/in.} = 699 \text{ mm}$$

$$699 \text{ mm} \times 1 \text{ m}/1000 \text{ mm} = 0.699 \text{ m}$$

Prob. 1.25

- (a) $248 \text{ lb} \times 4.448 \text{ N/lb} = 1103 \text{ N}$
 $= 1.103 \text{ kN}$
- (b) $3.65 \text{ k} \times 1000 \text{ lb/k} \times 4.448 \text{ N/lb}$
 $= 16\,240 \text{ N} = 16.24 \text{ kN}$
- (c) $8.7 \text{ tons} \times 2000 \text{ lb/ton} \times 4.448 \text{ N/lb}$
 $= 77\,400 \text{ N} = 77.4 \text{ kN}$

Prob. 1.26

- (a) $627 \text{ in.}^2 \times 645.2 \text{ mm}^2/\text{in.}^2$
 $= 404\,500 \text{ mm}^2 = 0.4045 \text{ m}^2$
- (b) $14 \text{ yd}^2 \times 0.8361 \text{ m}^2/\text{yd}^2$
 $= 11.71 \text{ m}^2 = 11.71 \times 10^6 \text{ mm}^2$
- (c) $3.5 \frac{\text{k}}{\text{ft}} \times 14\,594 \frac{\text{N/m}}{\text{k/ft}} \times \frac{1 \text{ kN}}{1000 \text{ N}} = 51.1 \frac{\text{kN}}{\text{m}}$
- (d) $8470 \frac{\text{lb}}{\text{in.}^2} \times 0.006895 \frac{\text{MPa}}{\text{lb/in.}^2} = 58.4 \text{ MPa}$
 $= 58\,400 \text{ kPa}$
- (e) $1740 \frac{\text{lb}}{\text{ft}^2} \times 47.88 \frac{\text{Pa}}{\text{lb/ft}^2} = 83\,300 \text{ Pa}$
 $= 83.3 \text{ kPa}$
- (f) $2.8 \text{ k/ft}^2 \times 47.88 \frac{\text{kPa}}{\text{k/ft}^2} = 134 \text{ kPa}$
- (g)
- $$247 \frac{\text{lb}}{\text{ft}^3} \times 4.448 \frac{\text{N}}{\text{lb}} \times \frac{1 \text{ ft}^3}{0.02832 \text{ m}^3} \times \frac{1 \text{ kN}}{1000 \text{ N}} = 38.8 \text{ kN/m}^3$$

Prob. 1.27

$$V = \frac{\pi (50 \text{ mm})^2}{4} \left(\frac{1 \text{ m}^2}{10^3 \text{ mm}^2} \right) (400 \text{ m})$$

$$= 0.7854 \text{ m}^3$$

Flushing water

$$= 2(0.7854 \text{ m}^3)(1000 \text{ liters/m}^3)$$

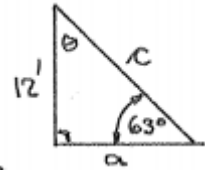
$$= 1571 \text{ liters}$$

Prob. 1.28


- (a) $V = \frac{4}{3} \pi (27 \text{ in.})^3 = 82,400 \text{ in.}^3$
- (b) $82,400 \text{ in.}^3 \times 16,387 \text{ mm}^3/\text{in.}^3$
 $= 1.350 \times 10^9 \text{ mm}^3$
- (c) $1.350 \times 10^9 \text{ mm}^3 = 1.350 \text{ m}^3$
- (d) $1.350 \text{ m}^3 \times 1000 \text{ liters/m}^3 = 1351 \text{ liters}$

Prob. 1.29

- (a) $c = \frac{12}{\sin 63^\circ} = 13.47 \text{ ft}$
- (b) $a = \frac{12}{\tan 63^\circ} = 6.11 \text{ ft}$
- (c) $\theta = 90 - 63 = 27^\circ$



Prob. 1.30



$$h = 6 + \frac{93.7}{\tan 70^\circ 03' 20''} = 40.0 \text{ ft}$$

Prob. 1.31

$$AB = 32(\tan 55^\circ) = 45.7 \text{ m}$$

Prob. 1.32

$$W = 30/(\tan 17^\circ)$$

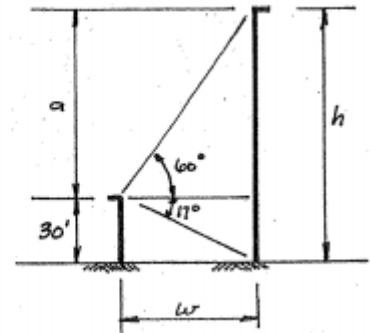
$$= 98.13 \text{ ft}$$

$$a = 98.13(\tan 60^\circ)$$

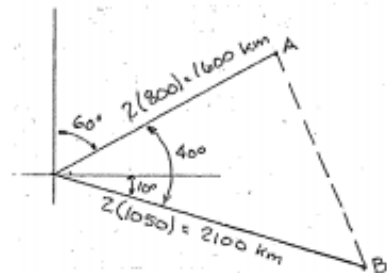
$$= 169.97 \text{ ft}$$

$$h = 30 + 169.97$$

$$= 200 \text{ ft}$$



Prob. 1.33



$$(AB)^2 = 1600^2 + 2100^2$$

$$- 2(1600)(2100)\cos 40^\circ$$

$$= 1350 \text{ km}$$

Prob. 1.34

$$\theta = \tan^{-1}(1/5)$$

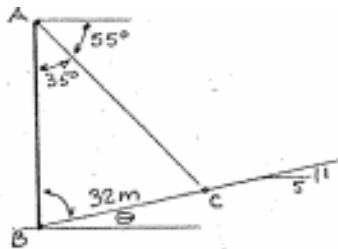
$$= 11.31^\circ$$

$$\angle CBA = 90 - 11.31$$

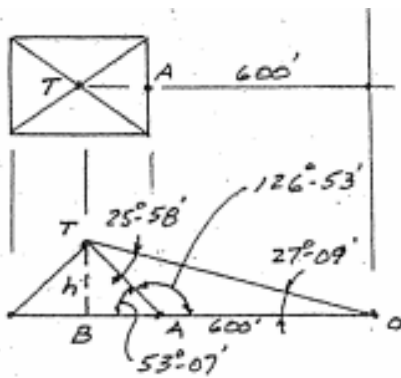
$$= 78.69^\circ$$

$$\angle C = 180 - 78.69 - 35 = 66.31^\circ$$

$$\frac{AB}{\sin 66.31^\circ} = \frac{32}{\sin 35^\circ} \rightarrow AB = 51.1 \text{ m}$$



Prob. 1.35



$$\frac{TO}{\sin 126^\circ 53'} = \frac{600}{\sin 25^\circ 58'} \rightarrow TO = 1096 \text{ ft}$$

$$h = (TO) \sin 27^\circ 09' = 500 \text{ ft}$$

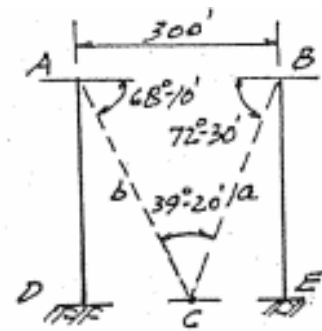
$$OB = \sqrt{1096^2 - 500^2} = 975 \text{ ft}$$

$$BA = 975 - 600 = 375 \text{ ft}$$

$$\therefore \text{Base width} = 2 \times BA = 750 \text{ ft}$$

$$TA = \sqrt{500^2 + 375^2} = 625 \text{ ft}$$

Prob. 1.36



$$\angle C = 180^\circ - 68^\circ 10' - 72^\circ 30' = 39^\circ 20'$$

$$\frac{300}{\sin 39^\circ 20'} = \frac{a}{\sin 68^\circ 10'} = \frac{b}{\sin 72^\circ 30'}$$

$$a = 439.36 \text{ ft}$$

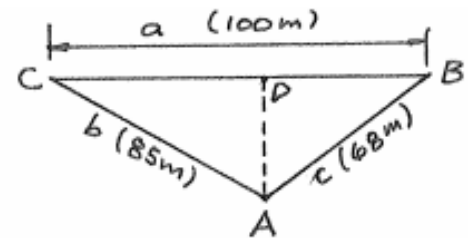
$$b = 451.41 \text{ ft}$$

$$DC = 451.41 \sin(90^\circ - 68^\circ 10') = 167.88 \text{ ft}$$

$$EC = 439.36 \sin(90^\circ - 72^\circ 30') = 132.12 \text{ ft}$$

$$\text{Tower ht} = \sqrt{439.36^2 - 132.12^2} = 419 \text{ ft}$$

Prob. 1.37



$$A = \cos^{-1} \left[\frac{100^2 - 85^2 - 68^2}{-2(85)(68)} \right] = 80.8^\circ$$

$$\frac{\sin B}{85} = \frac{\sin 80.0^\circ}{100} \rightarrow B = 57.0^\circ$$

$$AD = 68 \sin B = 57.0 \text{ m}$$

Prob. 1.38

$$\frac{1 \text{ mi}}{4 \text{ min}} \times \frac{60 \text{ min}}{\text{hr}} = 15 \text{ mph}$$

$$\frac{26 \text{ mi}}{2 \text{ hr} - 47 \text{ min}} = \frac{26 \text{ mi}}{2.78 \text{ hr}} = 9.35 \text{ mph}$$

Prob. 1.39

$$(a) \quad 5000 \frac{\text{ft}^3}{\text{sec}} \times 7.481 \frac{\text{gal}}{\text{ft}^3} \times 60 \frac{\text{sec}}{\text{min}} = 2,240,000 \frac{\text{gal}}{\text{min}}$$

$$(b) \quad 5000 \frac{\text{ft}^3}{\text{sec}} \times \frac{1 \text{ mi}^3}{(5280 \text{ ft})^3} \times 60 \frac{\text{sec}}{\text{min}} \times 60 \frac{\text{min}}{\text{hr}} \\ \times 24 \frac{\text{hr}}{\text{day}} \times 365 \frac{\text{days}}{\text{yr}} = 1.071 \frac{\text{mi}^3}{\text{yr}}$$

Prob. 1.40

$$\text{Wt of sand: } 816 - 38 = 778 \text{ lb}$$

$$\frac{778 \text{ lb}}{55 \text{ gal}} \times 7.481 \frac{\text{gal}}{\text{ft}^3} = 105.8 \text{ pcf}$$

Prob. 1.41

x = Building area

y = Parking lot area

$$\text{I. } x + y = 90,000$$

$$\text{II } y = 43,560/2 + 3x$$

$$\text{Solve I for } y: y = 90,000 - x$$

Substitute into II:

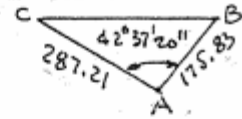
$$90,000 - x = 21,780 + 3x$$

$$x = 17,060 \text{ ft}^2 \text{ (Building)}$$

$$Y = 72,900 \text{ ft}^2 \text{ (Parking lot)}$$

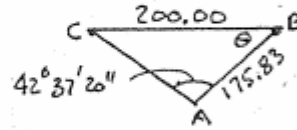
Prob. 1.42

(a)



$$(CB)^2 = 175.83^2 + 287.21^2 \\ - 2(175.83)(287.21)\cos 42^\circ 37' 20'' \\ CB = 197.7 \text{ m}$$

(b)



$$\frac{\sin C}{175.83} = \frac{\sin 42^\circ 37' 20''}{200} \rightarrow C = 36.5359^\circ \\ \theta = 180^\circ - 42^\circ 37' 20'' - C = 100.8419^\circ$$

$$\frac{AC}{\sin \theta} = \frac{200}{\sin 42^\circ 37' 20''} \rightarrow AC = 290.08 \text{ m}$$



Prob. 2.1

$$(a) R = \sqrt{50^2 + 60^2}$$

$$= 78.1 \text{ lb}$$

$$\theta_x = \tan^{-1}(60/50)$$

$$= 50.2^\circ$$

$$(b) R = \sqrt{220^2 + 180^2}$$

$$= 284 \text{ N}$$

$$\theta_x = \tan^{-1}(220/180)$$

$$= 50.7^\circ$$

$$(c) R = \sqrt{4^2 + 1.5^2}$$

$$= 4.27 \text{ k}$$

$$\theta_x = \tan^{-1}(1.5/4)$$

$$= 20.6^\circ$$

Prob. 2.3

$$(a) F_x = +600\cos 30^\circ = +520 \text{ lb}$$

$$F_y = -600\sin 30^\circ = -300 \text{ lb}$$

$$(b) F_x = -5\cos 45^\circ = -3.54 \text{ k}$$

$$F_y = -5\sin 45^\circ = -3.54 \text{ k}$$

$$(c) F_x = -1200\sin 30^\circ = -600 \text{ lb}$$

$$F_y = +1200\cos 30^\circ = +1039 \text{ lb}$$

Prob. 2.4

$$(a) F_x = +\frac{3}{\sqrt{13}}(425) = +354 \text{ lb}$$

$$F_y = +\frac{2}{\sqrt{13}}(425) = +236 \text{ lb}$$

$$(b) F_x = -\frac{5}{13}(110) = -42.3 \text{ lb}$$

$$F_y = -\frac{12}{13}(110) = -101.5 \text{ lb}$$

$$(c) F_x = -\frac{3}{5}(3) = -1.80 \text{ k}$$

$$F_y = +\frac{4}{5}(3) = +2.40 \text{ k}$$

Prob. 2.5

$$P_x = +320\cos 20^\circ = +301 \text{ lb}$$

$$P_y = -320\sin 20^\circ = -109.4 \text{ lb}$$

$$(b) P_x = +640\cos 30^\circ = +554 \text{ lb}$$

$$P_y = -640\sin 30^\circ = -320 \text{ lb}$$

$$(c) P_x = +320\cos 40^\circ = +245 \text{ lb}$$

$$P_y = -320\sin 40^\circ = -206 \text{ lb}$$

$$(d) P_x = +320\cos 88^\circ = +11.17 \text{ lb}$$

$$P_y = -320\sin 88^\circ = -320 \text{ lb}$$

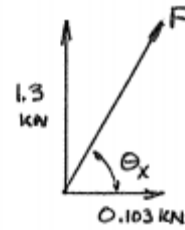
Prob. 2.6

$$F = \sqrt{1.3^2 + 0.103^2}$$

$$= 1.304 \text{ kN}$$

$$\theta_x = \tan^{-1}\left(\frac{1.3}{0.103}\right)$$

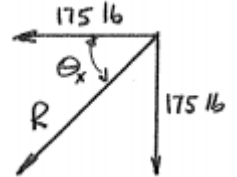
$$= 85.5^\circ$$



Prob. 2.7

$$R = 175/(\cos 45^\circ) = 247 \text{ lb}$$

$$\theta_x = \tan^{-1}(175/175) = 45^\circ$$



Prob. 2.11

$$P_x = 120\cos 50^\circ = 77.1 \text{ lb}$$

$$P_y = 120\sin 50^\circ = 91.9 \text{ lb}$$

Prob. 2.12

$$F_x = +300\sin 42^\circ = +201 \text{ lb}$$

$$F_y = -300\cos 42^\circ = -223 \text{ lb}$$

Prob. 2.13

$$(a) F_y = 650\cos 20^\circ = -611 \text{ lb}$$

$$F_x = 650\sin 20^\circ = +222 \text{ lb}$$

$$(b) \frac{F_x}{12} = \frac{F_y}{5} = \frac{300}{13}$$

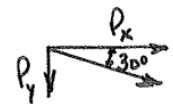
$$F_x = (12/13)(300) = +277 \text{ lb}$$

$$F_y = (5/13)(300) = -115 \text{ lb}$$

Prob. 2.14

$$(a) P_x = 120\cos 30^\circ = +103.9 \text{ kN}$$

$$P_y = 120\sin 30^\circ = -60.0 \text{ kN}$$



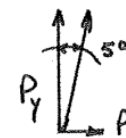
$$(b) P_x = 120\cos 75^\circ = +31.1 \text{ kN}$$

$$P_y = 120\sin 75^\circ = -115.9 \text{ kN}$$



$$(c) P_x = 120\sin 5^\circ = +10.46 \text{ kN}$$

$$P_y = 120\cos 5^\circ = +119.5 \text{ kN}$$

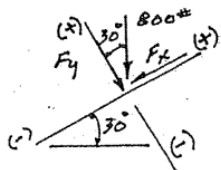


Prob. 2.15

(a)

$$F_y = 800\cos 30^\circ = -693 \text{ lb}$$

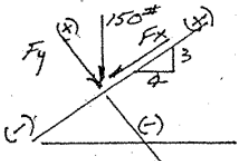
$$F_x = 800\sin 30^\circ = -400 \text{ lb}$$



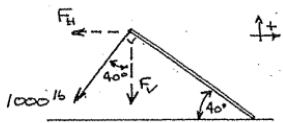
(b) $\frac{F_y}{4} = \frac{F_x}{3} = \frac{150}{5}$

$$F_y = \frac{4}{5}(150) = -120 \text{ lb}$$

$$F_x = \frac{3}{5}(150) = -90 \text{ lb}$$



Prob. 2.16



$$F_H = 1000\sin 40^\circ = -643 \text{ lb}$$

$$F_V = 1000\cos 40^\circ = -766 \text{ lb}$$

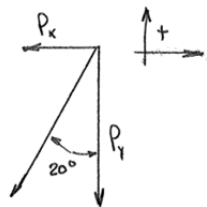
Prob. 2.17

(a) $P_y = 80\cos 20^\circ = -75.2 \text{ k}$

$$P_x = 80\sin 20^\circ = -27.4 \text{ k}$$

(b) $P_x = 60\sin 30^\circ = -30.0 \text{ kN}$

$$P_y = 60\cos 30^\circ = +52.0 \text{ kN}$$



Prob. 2.18

$$F_V = 500\sin 42^\circ = +335 \text{ lb}$$

$$F_H = 500\cos 42^\circ = +372 \text{ lb}$$

Prob. 2.19

$$F_H = 443 \text{ lb} = 500\cos\theta$$

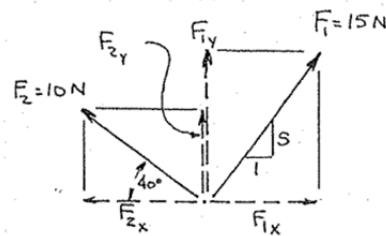
$$\theta = \cos^{-1}\left(\frac{443}{500}\right) = 27.6^\circ$$

Prob. 2.20

$$\frac{F_x}{2} = \frac{F_y}{1} = \frac{120}{\sqrt{5}}$$

$$F_x = \frac{2}{\sqrt{5}}120 = 107.3 \text{ kN}$$

$$F_y = \frac{120}{\sqrt{5}} = 53.7 \text{ N}$$



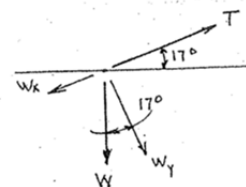
Prob. 2.21

W = weight of the skiers

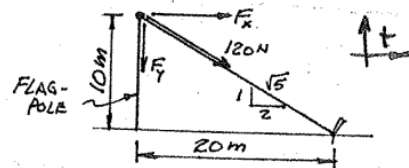
$$W = 38(175) = 6650 \text{ lb}$$

$$T = W_x = 6650\sin 17^\circ$$

$$= 1944 \text{ lb}$$



Prob. 2.22



$$F_{1x} = F_{2x} = 10\cos 40^\circ = 7.66 \text{ N}$$

$$\text{Hypotenuse of slope triangle} = \sqrt{s^2 + 1}$$

By similar triangles:

$$\frac{1}{7.66} = \frac{\sqrt{s^2 + 1}}{15} \rightarrow s = 1.684$$

Resultant:

$$\frac{F_{1y}}{1.684} = \frac{F_{1x}}{1}$$

$$F_{1y} = 1.684(7.66) = 12.90 \text{ N}$$

$$F_{2y} = 10\sin 40^\circ = 6.43 \text{ N}$$

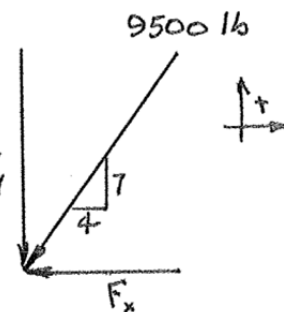
$$R = 6.43 + 12.90 = 19.33 \text{ N} \uparrow$$

Prob. 2.23

$$\frac{F_y}{7} = \frac{F_x}{4} = \frac{9500}{8.06}$$

$$F_y = \frac{7}{8.06}(9500) = -8250 \text{ lb}$$

$$F_x = \frac{4}{8.06}(9500) = -4710 \text{ lb}$$



Prob. 2.24

(a)

$$P = \sqrt{300^2 + 200^2} = 361 \text{ lb}$$

$$\theta_x = \tan^{-1}(200/300) = 33.7^\circ$$

(b)

$$P = \sqrt{500^2 + 300^2} = 583 \text{ lb}$$

$$\theta_x = \tan^{-1}(300/500) = 31.0^\circ$$

(c)

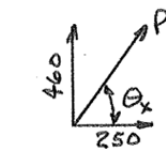
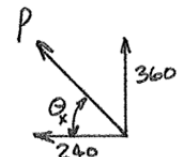
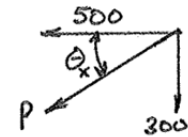
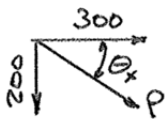
$$P = \sqrt{240^2 + 360^2} = 433 \text{ lb}$$

$$\theta_x = \tan^{-1}(360/240) = 56.3^\circ$$

(d)

$$P = \sqrt{250^2 + 460^2} = 524 \text{ lb}$$

$$\theta_x = \tan^{-1}(460/250) = 61.5^\circ$$



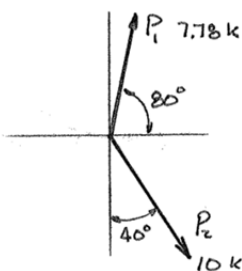
Prob. 2.25

$$P_{1x} = 7.78 \cos 80^\circ = +1.351 \text{ k}$$

$$P_{1y} = 7.78 \sin 80^\circ = +7.66 \text{ k}$$

$$P_{2x} = 10 \sin 40^\circ = +6.43 \text{ k}$$

$$P_{2y} = 10 \cos 40^\circ = -7.66 \text{ k}$$



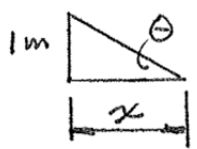
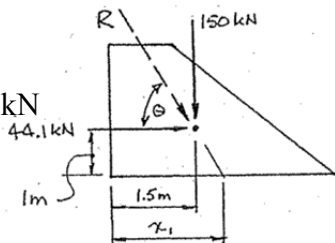
Prob. 2.26

$$R = \sqrt{150^2 + 44.1^2} = 156.3 \text{ kN}$$

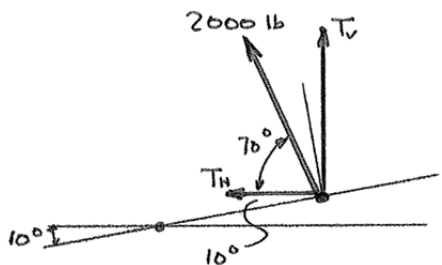
$$\theta = \tan^{-1}\left(\frac{150}{44.1}\right) = 73.6^\circ$$

$$x = \frac{1}{\tan 73.6^\circ} = 0.294 \text{ m}$$

$$x_1 = 1.5 + 0.294 = 1.794 \text{ m}$$



Prob. 2.27



$$T_V = 2000 \sin 70^\circ = 1879 \text{ lb}$$

$$T_H = 2000 \cos 70^\circ = 684 \text{ lb}$$

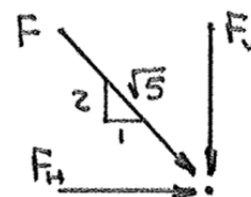
Prob. 2.28

For the 2-kip loads:

$$\frac{F_V}{2} = \frac{F_H}{1} = \frac{2}{\sqrt{5}}$$

$$F_V = \frac{2(2)}{\sqrt{5}} = 1.789 \text{ k}$$

$$F_H = \frac{1(2)}{\sqrt{5}} = 0.894 \text{ k}$$

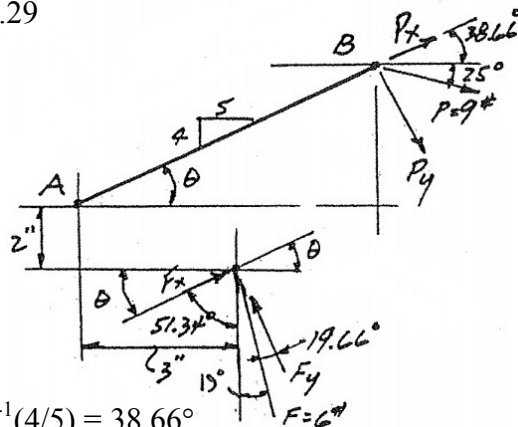


For the 4-kip load:

$$F_V = 1.789(2) = 3.58 \text{ k}$$

$$F_H = 0.894(2) = 1.789 \text{ k}$$

Prob. 2.29



$$\theta = \tan^{-1}(4/5) = 38.66^\circ$$

6-lb force:

$$F_y = 6 \cos 19.66^\circ = 5.65 \text{ lb}$$

$$F_x = 6 \sin 19.66^\circ = 2.02 \text{ lb}$$

9-lb force:

$$P_y = 9 \sin 63.66^\circ = 8.07 \text{ lb}$$

$$P_x = 9 \cos 63.66^\circ = 3.99 \text{ lb}$$